



— DOSING ROBOTS
Automated dispensing solutions

DOSING ROBOT

ADVANTAGES	BENEFITS
System in accordance with the European Directive 2006/42 / EC	Accurate and repeatable dispensing
Integrated control systems and metering	Higher production yield
Rigid structure	Precision and reliability guarantee
Interface production line	Economic automation
Emergency stop and reset	High quantity treatment process
Camera option	Frees operators for other tasks
Different communication modes	Integrated and autonomous system



PRESENTATION

With its integration partner MA Systeme (since 2009), Gentec has a complete and efficient expertise on dosing robot solutions ready for use.

Robots Janome offer a competitive advantage by increasing the quality and productivity of their manufacturing process. By providing you with these high performance devices, Gentec put the costs reduction as priority with a range of new generation robots that eliminate expensive automation and reduce human intervention.

Innovative and versatile manufacturer, Janome produced patented industrial equipment since 20 years.

The robots can be used in many sectors: electronics, automotive, aerospace, medical or cosmetic.

Associated with the appropriate application system, they can perform several types of applications: points, lines, potting, dam & filling, underfilling, encapsulation, coating, jetting etc.


■ Cartesian robot

These tables available in version 3 or 4 axes have displacement capacities ranging from 200 to 600 mm. Mainly used for dispensing, screwing and grip, they are very accurate.

■ Scara robot

They have an action field of 250 to 550 mm and a working area of 650 to 1000 mm. The weight carried by the Z axe is from 4 to 20 kg. Welding applications, gluing and displacement are suitable for these types of robots. Their CPU has 37E and 40S to handle related functions.

CARTESIAN ROBOTS : JRN SERIES



CARTESIAN ROBOTS

PART NUMBER	AXE X, Y	AXE Z	AXE R
JR2203N	200 x 200 mm	50 mm	
JR2204N	200 x 200 mm	50 mm	±360°
JR2303N	300 x 320 mm	100 mm	
JR2304N	300 x 320 mm	100 mm	±360°
JR2403	400 x 400 mm	150 mm	
JR2404N	400 x 400 mm	150 mm	±360°
JR2503N	510 x 510 mm	150 mm	
JR2504N	510 x 510 mm	150 mm	±360°
JR2603N	510 x 620 mm	150 mm	
JR2604	510 x 620 mm	150 mm	±360°

Points - Lines - Potting - Dam & Filling - Underfilling - Encapsulation - Sealing
- Coating - Jetting

PRESENTATION

Gentec offers a complete range of dosing robots to respond to your more specific demands in terms of positioning and dispensing. These dosing robots operate with syringes and valve systems, to a working area from 200 mm x 200 mm to 510 mm x 620 mm. So these robots are the ideal solution for optimizing precision works and reducing production costs.

Designed to be easy to program, a software has been specifically created to make the handling of the device accessible by avoiding the use of a

complex programming language. In addition, the interface is programmable via a control unit or PC [Dispensing software included].

The Cartesian robot tables have robust and reliable units in aluminum ensuring the rigidity whatever operation is performed.

They offer a wide range of work areas for a small obstruction. These devices are ideal for autonomous operations and can easily be integrated on automated assembly lines.

- Optical encoders of displacement control
- Auto shutdown in case of error detection
- No time wasted and maximization of the productivity
- Heavy-duty aluminum structure
- Memory capacity : 30 000 points or 255 programs
- Modular RS232 C interface to connect to a PC, RS-422 port for learning case and I / O system

SPECIFICATIONS		JR 2203N	JR 2204N
Axes	X	200 mm	200 mm
	Y	200 mm	200 mm
	Z	50 mm	50 mm
	R		±360°
Speed	PTP (X,Y)	5-550 mm/sec	5-550 mm/sec
	PTP (Z)	2,5-250 mm/sec	2,5-250 mm/sec
	PTP (R)		6-600°/sec
	CP (X,Y,Z)	0,1-500 mm/sec	0,1-500 mm/sec
Accuracy of repeatability	Axe X, Y	±0,01 mm	±0,01 mm
	Axe Z	±0,01 mm	±0,01 mm
	Axe R		±0,02°
Weight load	Piece	7kg	7kg
	Tool	3,5kg	3,5kg
Acceptable Inertia Moment			
Learning method	Distance Learning (JOG) or manual data input (MDI)		
Learning System	JR C-Points software designed for the user via the I / O		
Interpolation function	Three-dimensional interpolation of lines and arcs		
Training System	Stepper motor / 5 phases		
Control system	PTP and CP		
Number of axis	3	4	
External interface	RS 232C 1 channel for PC, 2 channels for external device optional RS422 box only for learning		
External I / O	I / O-SYS Input: 16 / Output: 16-input: 5 / output 7 are free		
PLC function	I / O-1 - Input: 8 / Output: 8 (4 relay contacts) - all free		
Capacity programs	100 programs (1000 steps / 1 program)		
Memory Capacity	255 programs		
Dimensions (W x D x H)	320 x 377 x 536 mm	320 x 377 x 655 mm	
Weight	18 kg	18 kg	
Power Source	CA 180-250 V, 50 Hz, 200 VA		

CARTESIAN ROBOT : JR2200N



PRESENTATION

The JR2200N model is the first representative of a large series of innovative cartesian robots. With a size of only 320 x 387,5mm, the device is very compact. Like all models in these series, it is easy to program the system by using the software.

Cartesian dosing robots provided by Gentec are used to interpolate lines and curves automatically in all axes. The JR2204N version is equipped with a fourth axis of rotation for 3D movement. The programming software, easy to use, allows you to create programs quickly thanks to its support system. Within a few minutes, the device is ready for use. The system is equipped with an I / O signal interface (16 x inputs / 16 x outputs) to allow you to control external systems.

CARTESIAN ROBOT : JR2300N



PRESENTATION

The robot JR2300N series is the most popular of the range of robotic tables. The Cartesian dosing robot has a working area of 300 x 320 mm.

Cartesian dosing robots provided by Gentec are used to interpolate lines and curves automatically in all axes. The JR2304N version is equipped with a fourth axis of rotation for 3D movement.

The programming software, easy to use, allows you to create programs quickly thanks to its support system. Within a few minutes, the device is ready for use. The system is equipped with a signal interface I / S (16 x inputs / 16 x outputs) to allow you to control external systems.

SPECIFICATIONS		JR 2303N	JR 2304N
Axes	X	300 mm	300 mm
	Y	320 mm	320 mm
	Z	100 mm	100 mm
	R		±360°
Speed	PTP [X,Y]	8-800 mm/sec	8-800 mm/sec
	PTP [Z]	3,2-320 mm/sec	3,2 - 320 mm/ sec
	PTP [R]		8-800°/sec
	CP [X,Y,Z]	0,1-800 mm/sec	0,1-800 mm/sec
Accuracy of repeatability	Axe X, Y	±0,01 mm	±0,01 mm
	Axe Z	±0,01 mm	±0,01 mm
	Axe R		±0,02°
Weight load	Piece	11kg	11kg
	Tool	6kg	6kg
Acceptable Inertia Moment		90 kg . Cm ²	
Learning method		Distance Learning (JOG) or manual data input (MDI)	
Learning System		JR C-Points software designed for the user via the I / O	
Interpolation function		Three-dimensional interpolation of lines and arcs	
Training System		Stepper motor / 5 phases	
Control system		PTP and CP	
Number of axis		3	4
External interface		RS 232C 1 channel for PC, 2 channels for external device optional RS422 box only for learning	
External I / O		I / O-SYS Input: 16 / Output: 16-input: 5 / output 7 are free	
PLC function		I / O-1 - Input: 8 / Output: 8 (4 relay contacts) - all free	
Capacity programs		100 programs (1000 steps / 1 program)	
Memory Capacity		255 programs	
Dimensions (W x D x H)		560 x 529 x 649 mm	560 x 529 x 840 mm
Weight		35 kg	35 kg
Power Source		CA 180-250 V, 50 Hz, 200 VA	

SPECIFICATIONS		JR 2403N	JR 2404N
Axes	X	400 mm	400 mm
	Y	400 mm	400 mm
	Z	150 mm	150 mm
	R		±360°
Speed	PTP (X,Y)	8-800 mm/sec	8-800 mm/sec
	PTP (Z)	3,2-320 mm/sec	3,2-320 mm/sec
	PTP (R)		8-800°/sec
	CP (X,Y,Z)	0,1-800 mm/sec	0,1-800 mm/sec
Accuracy of repeatability	Axe X, Y	±0,01 mm	±0,01 mm
	Axe Z	±0,01 mm	±0,01 mm
	Axe R		±0,02°
Weight load	Piece	11kg	11kg
	Tool	6kg	6kg
Acceptable Inertia Moment		90 kg . Cm ²	
Learning method		Distance Learning (JOG) or manual data input (MDI)	
Learning System		JR C-Points software designed for the user via the I / O	
Interpolation function		Three-dimensional interpolation of lines and arcs	
Training System		Stepper motor / 5 phases	
Control system		PTP and CP	
Number of axis		3	4
External interface		RS 232C 1 channel for PC, 2 channels for external device optional RS422 box only for learning	
External I / O		I / O-SYS Input: 16 / Output: 16-input: 5 / output 7 are free	
PLC function		I / O-1 - Input: 8 / Output: 8 (4 relay contacts) - all free	
Capacity programs		100 programs (1000 steps / 1 program)	
Memory Capacity		255 programs	
Dimensions (W x D x H)		584 x 629 x 799 mm	584 x 629 x 890 mm
Weight		42 kg	42 kg
Power Source		CA 180-250 V, 50 Hz, 200 VA	

CARTESIAN ROBOT : JR2400N



PRESENTATION

With its large working area of 400 x 400 mm, the JR2400N dispensing robot takes less than 629 mm² workspace. This robot has an opening on the side for easy handling unhardy objects in and around the work area.

Cartesian dosing robots provided by Gentec are used to interpolate lines and curves automatically in all axes. The JR2404N version is equipped with a fourth axis of rotation for 3D movement.

The easy-to-use software program allows you to create programs quickly thanks to its support system. Within minutes, the device is ready for use. The system is equipped with an I / O signal interface (16 x inputs / 16 x outputs) to allow you to control external systems.

CARTESIAN ROBOT : JR2500N



PRESENTATION

Offering a wide working area of 510 x 510 mm, the robot JR2500N dosing yet takes less than 727 mm² workspace. The JR2500N robot has an opening on the side for easy handling unhardy objects in and around the work area

Cartesian dosing robots provided by Gentec are used to interpolate lines and curves automatically in all axes. The JR2504N version is equipped with a fourth axis of rotation for 3D movement.

The easy-to-use programming software allows you to create programs quickly thanks to its support system. Within a few minutes, the device is ready for use. The system is equipped with an I / O signal interface (16 x inputs / 16 x outputs) to allow you to control external systems.

SPECIFICATIONS		JR 2503N	JR 2504N
Axes	X	510 mm	510 mm
	Y	510 mm	510 mm
	Z	150 mm	150 mm
	R		±360°
Speed	PTP (X,Y)	8-800 mm/sec	8-800 mm/sec
	PTP (Z)	3,2-320 mm/sec	3,2-320 mm/sec
	PTP (R)		8-800°/sec
	CP (X,Y,Z)	0,1-800 mm/sec	0,1-800 mm/sec
Accuracy of repeatability	Axe X, Y	±0,01 mm	±0,01 mm
	Axe Z	±0,01 mm	±0,01 mm
	Axe R		±0,02°
Weight load	Piece	11kg	11kg
	Tool	6kg	6kg
Acceptable Inertia Moment		90 kg . Cm ²	
Learning method		Distance Learning (JOG) or manual data input (MDI)	
Learning System		JR C-Points software designed for the user via the I / O	
Tnterpolation function		Three-dimensional interpolation of lines and arcs	
Training System		Stepper motor / 5 phases	
Control system		PTP and CP	
Number of axis		3	4
External interface		RS 232C 1 channel for PC, 2 channels for external device optional RS422 box only for learning	
External I / O		I / O-SYS Input: 16 / Output: 16-input: 5 / output 7 are free	
PLC function		I / O-1 - Input: 8 / Output: 8 (4 relay contacts) - all free	
Capacity programs		100 programs (1000 steps / 1 program)	
Memory Capacity		255 programs	
Dimensions (W x D x H)		676 x 728 x 799 mm	676 x 728 x 890 mm
Weight		43 kg	43 kg
Power Source		CA 180-250 V, 50 Hz, 200 VA	

SPECIFICATIONS		JR 2603N	JR 2604N
Axes	X	510 mm	510 mm
	Y	620 mm	620 mm
	Z	150 mm	150 mm
	R		±360°
Speed	PTP (X,Y)	8-800 mm/sec	8-800 mm/sec
	PTP (Z)	3,2-320 mm/sec	3,2-320 mm/sec
	PTP (R)		8-800°/sec
	CP (X,Y,Z)	0,1-800 mm/sec	0,1-800 mm/sec
Accuracy of repeatability	Axe X, Y	±0,01 mm	±0,01 mm
	Axe Z	±0,01 mm	±0,01 mm
	Axe R		±0,02°
Weight load	Piece	11kg	11kg
	Tool	6kg	6kg
Acceptable Inertia Moment		90 kg . Cm ²	
Learning method		Distance Learning (JOG) or manual data input (MDI)	
Learning System		JR C-Points software designed for the user via the I / O	
Interpolation function		Three-dimensional interpolation of lines and arcs	
Training System		Stepper motor / 5 phases	
Control system		PTP and CP	
Number of axis		3	4
External interface		RS 232C 1 channel for PC, 2 channels for external device optional RS422 box only for learning	
External I / O		I / O-SYS Input: 16 / Output: 16-input: 5 / output 7 are free	
PLC function		I / O-1 - Input: 8 / Output: 8 (4 relay contacts) - all free	
Capacity programs		100 programs (1000 steps / 1 program)	
Memory Capacity		255 programs	
Dimensions (W x D x H)		788 x 731 x 800 mm	788 x 731 x 800 mm
Weight		44 kg	44 kg
Power Source		CA 180-250 V, 50 Hz, 200 VA	

CARTESIAN ROBOT : JR2600N



PRESENTATION

With its large working area of 620 x 510 mm, the JR2600N dispensing robot takes less than 787 mm² workspace. The JR2600N robot has an opening on the side for easy handling unhardy objects in and around the work area.

Cartesian dosing robots provided by Gentec are used to interpolate lines and curves automatically in all axes. The JR2604N version is equipped with a fourth axis of rotation for a 3D displacement.

The programming software, easy to use, allows you to create programs quickly thanks to its support system. Within few minutes, the device is ready for use. The system is equipped with an I / O signal interface (16 x inputs / 16 x outputs) to allow you to control external systems.

CARTESIAN ROBOT : JR2000NE (ENCODER)



BENEFITS

- Version 3 or 4 axes. Stepper motor with encoder
- Integrated control systems and metering
- Solid structure to ensure accuracy
- Interface production line
- Emergency stop and reset
- Choose from 10 different display languages
- Switch between the coordinate values displayed
- Extended Memory Up to 255 programs and 30 000 points
- Possibility of an established system or standalone

PRESENTATION

Dosing robot JRNE series, sister of JRN series, is a Cartesian robot equipped with an encoder, allowing feedback on the actual position. This ensures an even more precise positioning.

5 different model ranges are available, with an operating size from 200x200mm to 510x510mm.

These robots work with dispensing syringes and valve systems and is the best way to optimize your most sensibles precision works. Equipped with the same programming software as the JRN series, the JRNE series is just as intuitive and easy to program as the JRN serie.

- Rigid structure : extruded aluminum column, base in aluminum molded under pressure
- Mechanism labyrinth : Prevents intrusion of foreign objects under the work table
- Smooth movement : microstepped control system
- Simple learning : Software «JRC-Points» allowing the user to easily figure out the robot or to create original programs
- Embedded optical encoders continuously control the axis movement and automatically stop the operation by detecting position errors
- Simple Sequencer : single sequencer functions are built independently, allows up to 1000 steps

JR2000NE SERIE : SPECIFICATIONS

SPECIFICATIONS		3 AXES (SYNCHRONOUS CONTROL)				4 AXES (SYNCHRONOUS CONTROL)			
		JR2203NE	JR2303NE	JR2403NE	JR2503NE	JR2204NE	JR2303NE	JR2404NE	JR2504NE
Axes	X	200	300	400	510	200	300	400	510
	Y	200	320	400	510	200	320	400	510
	Z	50	100	150	150	50	100	150	150
	R (degrees)					±360	±360	±360	±360
Weight load	Piece [kg]	7	11	11	11	7	11	11	11
	Tool [kg]	3,5	6	6	6	3,5	6	6	6
Speed (max) PTP	Axe X Y (mm/sec)	700 (7-700)	800 (8-800)	800 (8-800)	800 (8-800)	700 (7-700)	800 (8-800)	800 (8-800)	800 (8-800)
	Axe Z (mm/sec)	250 (2,5-250)	320 (3,2-320)	320 (3,2-320)	320 (3,2-320)	250 (2,5-250)	320 (3,2-320)	320 (3,2-320)	320 (3,2-320)
	Axe R (degré/sec)					600 (6-800)	800 (8-800)	800 (8-800)	800 (8-800)
Speed (max) CP	Axes X,Y,Z combined (mm/ sec)	500 (0,1-500)	800 (0,1-800)	800 (0,1-800)	800 (0,1-800)	500 (0,1-500)	800 (0,1-800)	800 (0,1-800)	800 (0,1-800)
Dimensions	Width	320	560	584	676	320	560	584	676
	Depth	387	529	629	728	387	529	629	728
	Height	540	649	799	799	655	840	890	890
Robot weight [kg]		18	35	42	43	18	35	42	43
Power Source		CA 90 - 132 V / CA 180 - 250 V							
Output		200 W							
Learning System		Points JR-C programming designed for the user via the I / O							
Learning method		Direct input via teach pendant [optional]. Offline - Learning via PC [optional]							
Capacity programs		255 programs							
Storage capacity		30,000 items							
Languages		English / German / French / Spanish / Italian / Chinese / Japanese							

SCARA ROBOT : JS SERIE



SPECIFICATIONS		JS250	JS350	JS450	JS550
Acceptable Inertia		0.1 kg. M ²			
Detection position		Absolute encoder			
Control system		PTP command (point to point). CP control (continuous path)			
Interpolation function		Three-dimensional interpolation of lines and arcs			
Learning method		Direct learning / Distance Learning (JOG) / Manual Data Entry (MDI)			
External interface series	E/S	I / O - SYS Input: 15 / Output: 14 - all covered			
		I / O - 1 - input: 18 output: 22 (4 relay contacts) - all free			
		Optional I / O - H Input: 4 / Output: 4 (2 relay contacts) - all free			
	RS232C	1 channel for PC (COM1), 2 channels for external devices (Com 2 COM 3)			
	Locking	Reverse Lock Signal			

PRESENTATION

The Scara robot (Selective Compliance Assembly Robotic Arm) proposed by Gentec is the ideal answer to your automation on assembly line needs. They bring you the flexibility to work either as stand-alone systems or as key components of an automated dispensing solution.

It consists of an articulated arm mounted on a vertical axis, which allows to cover a very large area of work and make rapid and accurate movements. Versatile and compact, it is easy to program and integrate into a production line.

JS series uses an exclusive Janome bearing configuration

coupled with AC servomotors to allow high movement speed and optimum precision.

Integrated in automation, it offers the ability to control a variety of external equipment and communicate with complex controllers.

I / O preconfigured connections allow an easy integration of a syringe or a dispensing valve system while the built-in sequencer simplifies installation of a dosing arm on online transfer systems, rotary tables or pallets assembly lines.

- Increased precision thanks to double-shaft mechanism
- Memory up to 255 programs or 30 000 points
- Speed standard cycle time: 0.4 seconds on average
- Maximum speed: 6,300 mm / Sec7
- Programming method JR C-Points software, easy to use
- Digital imaging in option
- Automatically detect and correct height, ideal for dispensing

SCARA ROBOT: JS SERIE

SPECIFICATIONS		JS250	JS350	JS450	JS550
Axes		4 [synchronous control]			
Arm length	Arm J1	100 mm	125 mm	225 mm	325 mm
	Arm J2	150 mm	225 mm	225 mm	225 mm
	Arm J1 et J2	250 mm	350 mm	450 mm	550 mm
Operating range (in a X Y square form)		206 mm	210 mm	306 mm	349 mm
Operating range	Arm J1	±130°	±130°	±130°	±130°
	Arm J2	±145°	±150°	±145°	±150°
	Axe Z	150 mm°	150 mm°	150 mm°	150 mm°
	Axe R	±360°	±360°	±360°	±360°
Portable maximum weight		4kg	6kg	6kg	6kg
Top speed	J1 and J2	4.200 mm/sec	6.300 mm/sec	5.600 mm/sec	6.200 mm/sec
	Axe Z	1.400 mm/sec	1.850 mm/sec	1.850 mm/sec	1.850 mm/sec
	Axe R	1.750 °/sec	1.900 °/sec	1.900 °/sec	1.900 °/sec
Accuracy of repeatability	Axe X and Y	± 0.01 mm	± 0.01 mm	± 0.015 mm	± 0.015 mm
	Axe Z	± 0.01 mm	± 0.01 mm	± 0.01 mm	± 0.01 mm
	Axe R	± 0,01 °	± 0,01 °	± 0,01 °	± 0,01 °
Standard cycle time		0.39 sec [1kg]	0.38 sec [1kg]	0.39 sec [1kg]	0.41 sec [1kg]
Simple sequencer		100 programs			
Aberrante detection		Auto function - Diagnostic			
Installed alimentation		AC 180-250 V (single phase)			
Installed power		950 VA	1.050 VA		
Temperature		0 to 40 ° C, 20-95% relative humidity (non-condensing)			
Weight		27 kg	28 kg	28 kg	29 kg
Control box weight		20 kg			

SCARA ROBOT : JS SERIE



SPECIFICATIONS		JS650	JS750	JS880	JS1000
Acceptable inertia moment		0.2 kg. M ²			
Detection position		Absolute encoder			
Control system		PTP command (point to point). CP control (continuous path)			
Interpolation function		Three-dimensional interpolation of lines and arcs			
Learning method		Direct learning / Distance Learning (JOG) / Manual Data Entry (MDI)			
Learning System		Janome Software: JR - R Points			
Programming capability		255 programs or 30000 points			
External interface series	E/S	I / O - SYS Input: 15 / Output: 14 - all covered			
		I / O - 1 - input: 18 output: 22 (4 relay contacts) - all free			
		Optional I / O - H Input: 4 / Output: 4 (2 relay contacts) - all free			
	RS232C	1 channel for PC (COM1), 2 channels for external devices (Com 2 COM 3)			
	Lock	Reverse Lock Signal			
Wiring and pipes		14 cables for signals, 4 air ducts			

PRESENTATION

Easy to program and to implement in the production chain, the multi-axis dispensing robot Scara proposed by Gentec is ideal for use with conveyors or for heavy or bulky products.

Although it offers a small obstruction space with its «all-in-one» compact structure and integrated control unit, the materials it is made by allow it to be rigid and strong in order to be able to exploit effectively your heaviest materials.

Its flexible interface allows you to easily program your specific operations with expanded memory up to 255 programs and 30,000 points recorded. It is accessible and easy to learn even without major knowledge in computer science.

- A unique software avoids the use of a complex programming language
- Programmable interface via a control unit or a PC
- Compact size and built-in sequencer allows easy integration of automated assembly lines
- Robust and reliable units
- Ideal for operations in autonomous and automated mode
- Possibility of making samples before buying the product

SCARA ROBOT : JS SERIE

SPECIFICATIONS		JS650	JS750	JS880	JS1000
Axes		4 (synchronous control)			
Arm length	Arm J1	300 mm	400 mm	400 mm	520 mm
	Arm J2	350 mm	350 mm	480 mm	480 mm
	Arm J1 et J2	650 mm	750 mm	880 mm	1000 mm
Operating range (in the form of XY square)		436 mm	505 mm	602 mm	748 mm
Operating range	Arm J1	±130°	±130°	±130°	±130°
	Arm J2	±150°	±150°	±160°	±160°
	Axe Z	200 mm°	200 mm°	200 mm°	200 mm°
	Axe R	±360°	±360°	±360°	±360°
Portable maximum weight		20 kg	20 kg	20 kg	20 kg
Top speed	J1 and J2	6.700 mm/sec	7.200 mm/sec	6.500 mm/sec	7.000 mm/sec
	Axe Z	2000 mm/sec	2000 mm/sec	2000 mm/sec	2000 mm/sec
	Axe R	1.800 °/sec	1.800 °/sec	1.800 °/sec	1.800 °/sec
Accuracy of repeatability	Axe X and Y	± 0.02 mm	± 0.02 mm	± 0.025 mm	± 0.025 mm
	Axe Z	± 0.01 mm	± 0.01 mm	± 0.01 mm	± 0.01 mm
	Axe R	± 0,01 °	± 0,01 °	± 0,01 °	± 0,01 °
Standard cycle Time		0.44 sec (1kg)	0.46 sec (1kg)	0.47 sec (1kg)	0.50 sec (1kg)
Simple sequencer		100 programs			
Aberrante detection		Auto function - Diagnostic			
Installed alimentation		CA 180 - 250 V			
Installed power		1.900 VA			
Weight Robot		65 kg	67 kg	68 kg	70 kg
Weight Control unit		27 kg			

SCARA ROBOT : JSR



PRESENTATION

Accurate and easy to use, the Scara robot motor stepper JSR4400N series offers a convenient and inexpensive way to automate your workflow. Its innovative technology ensures a smooth and precise movement.

Also meet the environmental standards, it is designed to maintain extremely low power levels. Featuring an intuitive and accessible teaching method, it allows you to save considerable time savings by programming the device.

Applications :

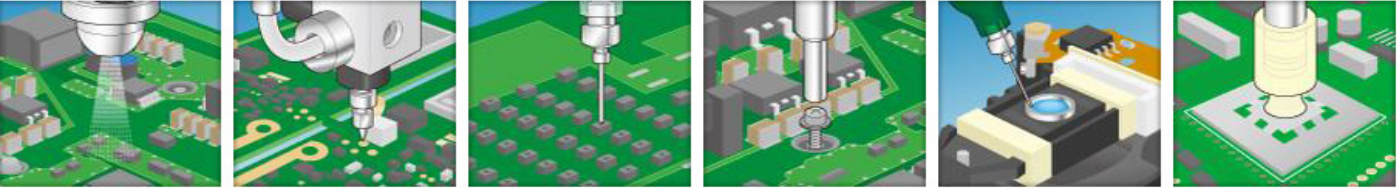
- Dispensing
- Pick-Up
- Assembly
- Palletization
- Removing
- Welding

SPECIFICATIONS		JSR4403N	JSR4404N
Axe		3	4
Arm length	Arm J1	260 mm	260 mm
	Arm J2	180 mm	180 mm
	Arm J1 and J2	440 mm	440 mm
Operating range	Arm J1	±90°	±90°
	Arm J2	±150°	±150°
	Axe Z	100 mm	100 mm
	Axe R	±360°	±360°
Top speed	J1 and J2	1500 mm/sec (1kg load)	1500 mm/sec
		1400 mm/sec (3kg load)	1400 mm/sec
		1300 mm/sec (5 kg load)	1300 mm/sec
	Axe Z	320 mm/sec	320 mm/sec
	Axe R		900° /sec
Accuracy of repeatability	Axe X and Y	±0,02 mm	±0,02 mm
	Axe Z	±0,01 mm	±0,01 mm
	Axe R		±0,02 mm
Learning method	Direct Learning, Distance Learning (JOG), manual data input (MDI)		
Training System	Stepping motor in 5 steps (controlled by encoder)		
Control system	PTP command (point to point), continuous path control (PC)		
Interpolation function	3D linear interpolation and bows		
External interface	RS232C 3 Channels for external control box + PC		
I / O External	I / O-SYS Input: 16 / Output: 16-Input 2 / Output: 6 free I / O-1 - Input: 8 / Output: 8 (4 relay contacts) - available		
Programming capability	255 Programs		
Storage capacity	30,000 points or 255 programs		
CPU	32 Bits		
Dimensions (W x D x H)	880 x 773 x 840 mm	880 x 858 x 840 mm	
Weight	41 kg	41 kg	
Power supply	CA 180-250 V, 50 Hz, 200 VA		

APPLICATIONS

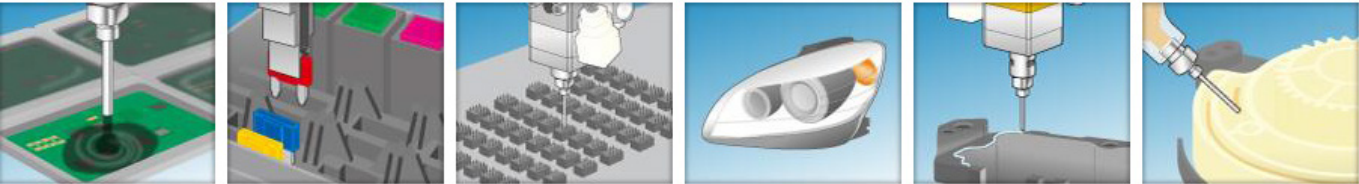
ELECTRONICS

- Coating for printed circuits
- Distribution glue for mobile device circuit
- Distribution paste for control circuit
- Clamping screw
- UV glue dispensing
- Pick and place small parts



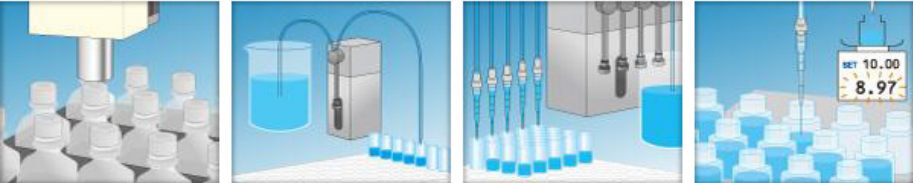
CARS

- Spray
- Pick and place fuse box
- Epoxy resin deposited by car relay
- Sealing for vehicle lighting part
- Joint casting for the engine
- Lubrication of air conditioner parts



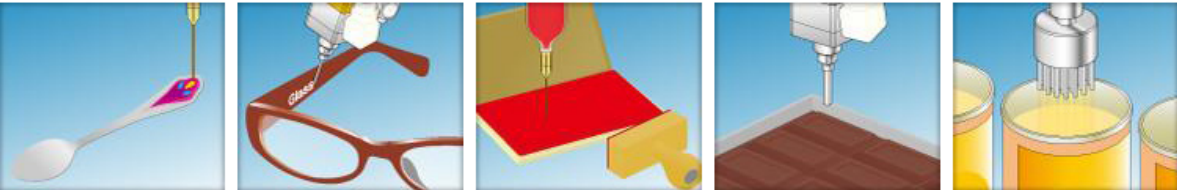
MEDICAL

- Capping system
- Fill solutions
- Many heads of dispensing system
- Weight management system



OTHERS

- Ink application on spoons, glasses
- Removal of red ink in the database
- Fill molds with chocolate
- Cans fill with syrup





Gentec Benelux

Rue de L'Industrie, 12 B-1400 Nivelles

Phone : +32 2 351 1800

Fax : +32 2 351 1962

Email: webinfo@gentec.be

www.gentec-benelux.com

The fluid dispensing being the cornerstone of numerous production chains, Gentec emphasis on this specific need by proposing a wide range of innovative and efficient dispensing equipments.

French leader on this area, it specialty is to design and implement solutions to put down and dispense every type of fluid in an accurate and repeatable way during the process of assembly. Thanks to it vast field of activity and application, no doubt that Gentec will know how to resolve your most complex problems of deposit and brings you the suited recommendations to optimize your production's capacities.

Persuaded that our expertise must be complete, we also supply you tools in order to prepare your fluid (mixture and degassing) and polymerize your glues (UV sunstroke). Our range of consumables (needles, syringes, static mixers etc are also considered as the best in the market.

So we provide you every type of dispensing equipments to allow you to use efficiently your fluids regardless of the viscosity : glues, greases, lubricants, pastes, solvents, silicones, inks, activators, RTV, paints.

Present in more than 20 countries in the world, performance, quality, service and technology are at the center of all our concerns.